

Courtyard COLLECTION[®]



Insulated steel construction, fashioned to resemble the elegant wood designs of traditional carriage house doors.

The Genuine. The Original.





Cover image: Model 163T Gray finish, Stockbridge windows
Image above: Model 166B White finish, Somerton windows, decorative hardware

Courtyard Collection® doors offer the beauty of wood with the durability of steel. Select from our many classic designs to enhance the architectural beauty of your home.

Model 161B, Black finish, Somerton windows



Courtyard Collection®

Door Designs

Select your door panel style

1 Choose a panel style:

The Courtyard Collection® includes two series of models – please see the chart at the bottom of the page for details. Some panel styles are only offered in the 160 series as indicated below.

Drawings shown are for 7' high doors. Please consult your Distributor for a drawing before making selection if your door is over 7' high as the panel design may vary.

	161B	371M/161M	371T/161T	162Z	166B	375B/165B	166E [†]
Square top							
Arched top							
	375T/165T	166T	167B	371A/161A	162E	167E [†]	
Square top							
Arched top							
	164A	373T/163T	377T/167T	162A	168B	169 Full custom door	
Square top							
Arched top						Your Overhead Door Distributor can assist you in creating the perfect custom-designed door.	

[†]Windows and arches not available.

Series	Wood grain trim	Color matched trim	Warranty	Polyurethane insulation	R-value*	U-factor**	Overlay thickness	Door thickness	Commercial track	Residential track	Ball bearing rollers with nylon wheels
160	●	●	Limited lifetime	●	12.76	0.24	3/4"	1 3/8"	●		●
370	●		20-year limited	●	9.3	0.24	3/8"	1"	optional	●	●

* R-value: The higher the R-value, the greater the insulating properties.

** U-factor: A tested value of actual energy loss - of an installed door, wall, or window assembly.

Decorative Accents


Customize your door with color and windows

2 Choose a color:

Door overlays and window trim are available in the colors shown or can be painted to match your home's décor (additional charges may apply). Actual colors may vary from brochure due to fluctuations in the printing process. Always request a color sample from your Overhead Door Distributor for accurate color matching.




White




Almond



Desert Tan




Sandstone



Terra Bronze



Brown



Hunter Green



Gray (160 Series only)



Black (160 Series only)

3 Choose a window style:

Wind load-rated windows are offered only for the 160 Series. Windows not available on 166E, 167E or 12' doors.



Clear Long



Stockbridge



Stockton



Stockton Arch



Somerton




Wyndbridge

Choose a glass type:

370 Series available with single pane glass only. 160 Series available with insulated glass.



Clear



Obscure



Satin Etched

Courtyard Collection® *Decorative Accents*

Customize your door with ornamental hardware

4 Choose your hardware:

Value



Spear Hinge (16" and 18" available)



Bean Hinge (16" only)



Large
Spear
Handle



Small
Spear
Handle



Large
Bean
Handle

Premium



Bean Design Hinge



Spade Design Hinge



Traditional Hammertone Hinge



Heritage Hinge



Bean
Design
Handle



Large
Hammered
Iron Handle



Traditional
Hammertone
Handle



Model 161T Sandstone/Terra Bronze finish, Clear Long windows

5 Choose your opener:



Be sure to ask about our complete line of Overhead Door® garage door openers. Powerful, quiet and durable, Overhead Door's garage door openers are designed for performance, safety and convenience. Your Overhead Door Distributor will help you choose the opener that best suits your door and preferences.



Model 165T Custom finish, Stockton windows

Our Courtyard Collection® features insulated steel construction, fashioned to resemble the elegant wood designs of traditional carriage house doors.

Model 161A White finish, Stockbridge windows, decorative hardware





Courtyard Collection® doors give you the beauty of wood with the durability of steel. Each model provides varied design options to complement any home.

Built better from the inside out



Model 162A 7' high, Custom finish, Somerton windows, decorative hardware

Foamed-in-place polyurethane insulation


with an R-value* of 12.76 and U-factor up to 0.24 helps control costly heat loss and gain. This type of insulation can diminish street noise and provides for quieter door operation.

In-between-section thermal seals

With an air infiltration rating as low as .08 cfm, these seals help to provide superior resistance to the elements.

Wind load-rated door

(160 Series only - optional)
Safeguard your home in extreme wind conditions. Wind load rating means your home can be built to withstand a variety of wind conditions and meet your local building codes.



Weather resistant

Wood grain textured trim boards are resistant to dents and the elements.



Quiet operation

Commercial grade track and hardware featuring durable 13 ball bearing rollers is standard for our 160 Series and is an optional upgrade for 370 Series. Residential track and 11 ball bearing rollers is standard for 370 Series.

Wind load and custom options available upon request.

*Overhead Door Corporation uses a calculated door section R-value for our insulated doors.



Transform Your Home with the DoorView® visualization tool.

Go to overheaddoor.com to try our on-line interactive software tool that lets you visualize what your home would look like with a garage door from Overhead Door. Contact your local Overhead Door Distributor for more information and to receive a quote.



Limited Warranty.

Courtyard Collection® garage doors are backed by up to a limited lifetime warranty that protects against section rust-through for as long as you own your home. Also included is a one-year non-transferable, limited warranty ensuring high standards for materials and workmanship.*

* Warranties vary by model, and are available upon request. See full text of warranty for details.

The Genuine. The Original.

Since 1921, Overhead Door has not only raised the standards of excellence for the industry—we've created them. Overhead Door created the first upward-acting door in 1921 and the first electric garage door opener in 1926.

Today, our network of over 400 Overhead Door Distributors are still leading the way with innovative solutions and unmatched installation, service and support. So look for the Red Ribbon. It's your guarantee that you're getting the genuine, the original Overhead Door.

SOLD AND DISTRIBUTED BY:



The Genuine. The Original.



2501 S. State Hwy. 121 Bus., Suite 200, Lewisville, TX 75067
1-800-929-DOOR • sales@overheaddoor.com
www.OverheadDoor.com